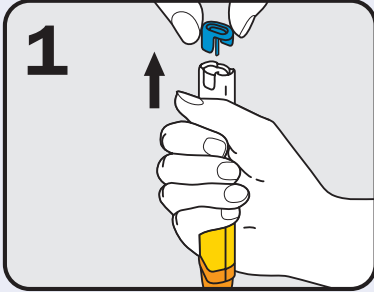
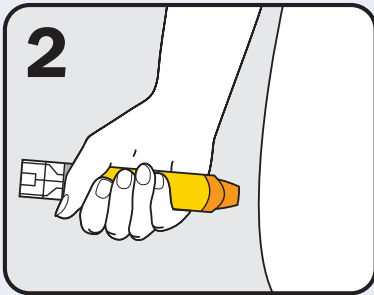


ACTION PLAN FOR Anaphylaxis

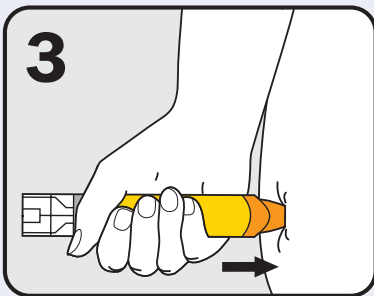
How to give EpiPen® or EpiPen® Jr



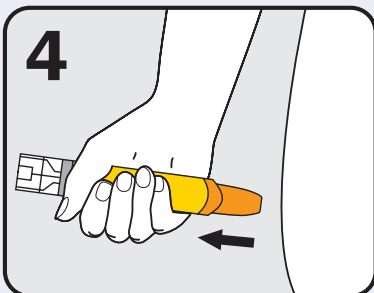
Form fist around EpiPen® and PULL OFF BLUE SAFETY RELEASE.



PLACE ORANGE END against outer mid-thigh (with or without clothing).



PUSH DOWN HARD until a click is heard or felt and hold in place for 10 seconds.



Remove EpiPen®. Massage injection site for 10 seconds.

for use with EpiPen® or EpiPen® Jr adrenaline autoinjectors (with blue safety release and orange needle end)

MILD TO MODERATE ALLERGIC REACTION

- swelling of lips, face, eyes
- hives or welts
- tingling mouth
- abdominal pain, vomiting (these are signs of a severe allergic reaction to insects)

ACTION

- **For insect allergy, flick out sting if visible. Do not remove ticks**
- Stay with person and call for help
- Locate EpiPen® (or EpiPen® Jr if aged 1 - 5 years)
- Contact family/emergency contact



Watch for any one of the following signs of Anaphylaxis

ANAPHYLAXIS (SEVERE ALLERGIC REACTION)

- difficult/noisy breathing
- swelling of tongue
- swelling/tightness in throat
- difficulty talking and/or hoarse voice
- wheeze or persistent cough
- persistent dizziness or collapse
- pale and floppy (young children)

ACTION

- 1 Lay person flat, do not stand or walk. If breathing is difficult allow to sit**
- 2 Give EpiPen® (or EpiPen® Jr if aged 1 - 5 years)**
- 3 Phone ambulance*- 000 (AU), 111 (NZ), 112 (mobile)**
- 4 Contact family/emergency contact**
- 5 Further adrenaline doses may be given if no response after 5 minutes (if another adrenaline autoinjector is available)**

If in doubt, give EpiPen® or EpiPen® Jr

EpiPen® Jr is generally prescribed for children aged 1-5 years.

*Medical observation in hospital for at least 4 hours is recommended after anaphylaxis.